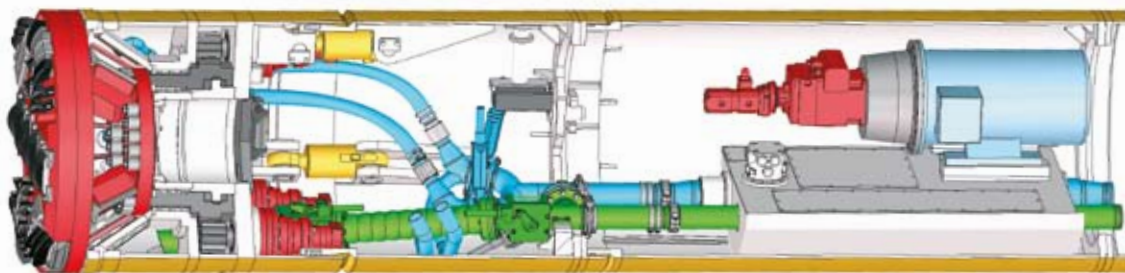


AVN1200TC – AVN1800TC PIPE JACKING



SPECIAL FEATURES

- Designed for soft ground, mixed ground and especially hard rock conditions by use of different cutting wheels (full face excavation).
- Central access to cutting wheel for tool replacement (backloading system).
- Highly reliable steering operation due to inductive measuring system.
- Different (variable) flushing modes/jet systems to suit different ground conditions.
- Medium pressure water system for operation in cohesive soil.
- Providing highly effective cone crusher.
- Equipped with heavy duty long-life main bearing and high torque peripheral drive.
- Hydraulic power pack in control container, usable for a certain range of diameters.
- Completely remote-controlled.
- All machines compatible to U.N.S. Guidance System.

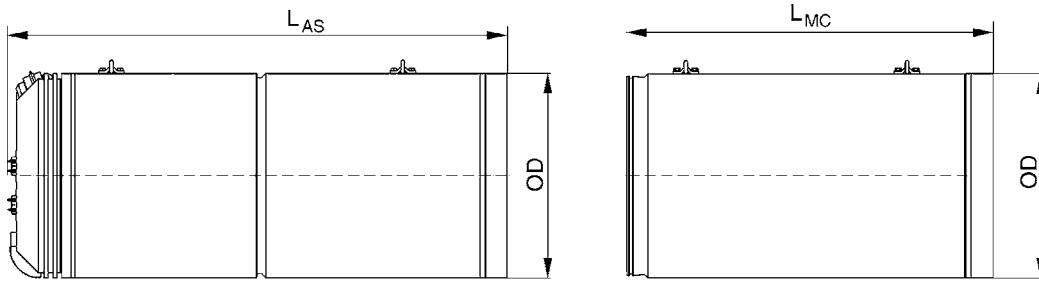
TECHNICAL DATA			AVN1200TC		AVN1400TC		AVN1500TC		AVN1600TC		AVN1800TC	
			Std*	Ext*	Std	Ext	Std	Ext	Std	Ext	Std	Ext
1. Articulated Shield												
Outer diameter	mm	1,505	1,740	1,740	1,810	1,810	1,970	1,970	2,150	2,150	2,425	
Pipe OD	mm	1,490	1,720	1,720	1,780	1,780	1,940	1,940	2,120	2,120	2,400	
Pipe ID	mm	1,200	1,400	1,400	1,500	1,500	1,600	1,600	1,800	1,800	2,000	
Main drive												
Max. torque	kNm	258		258		376		376		472		
Revolution	LH/RH rpm	0-5		0-5		0-3.6		0-3.6		0-2.9		
Rated Power	kW	132		132		132		132		132		
Roll correction		✓		✓		✓		✓		✓		
Steering												
Steering cylinders		3		3		4		4		4		
Force per cyl./oil pressure	kN/bar	752/500		752/500		1,005/500		1,005/500		1,272/500		
Stroke per cyl.	mm	60		60		60		60		100		
Control												
Computer data logging system		✓		✓		✓		✓		✓		
Fuzzy control (automatic steering)		opt.		opt.		opt.		opt.		opt.		
Fully visualized process control		✓		✓		✓		✓		✓		
Active roll protection (el.-hydr.)		✓		✓		✓		✓		✓		
Suitability U.N.S.:	ELS	✓		✓		✓		✓		✓		
	ELS-HWL	✓		✓		✓		✓		✓		
	GNS	✓		✓		✓		✓		✓		
2. Machine Can												
Lubrication System		✓		✓		✓		✓		✓		
3. General Information												
Pipe jacking		✓		✓		✓		✓		✓		
Drive length (recommended)	m	250		250		250		300		300		
Access to cutting wheel		✓		✓		✓		✓		✓		
Waterproofness	bar	3		3		3		3		3		
Telescopic and interjacking station		opt.		opt.		opt.		opt.		opt.		
Slurry line diam.	mm	100		125		125		125		125		
High pressure water system		✓		-		-		-		-		
Medium pressure jet system		✓		✓		✓		✓		✓		

All measures and data represent the main feasibility of the machines. Individual solutions are possible. Errors excepted.

*Std = standard; Ext = extension kit

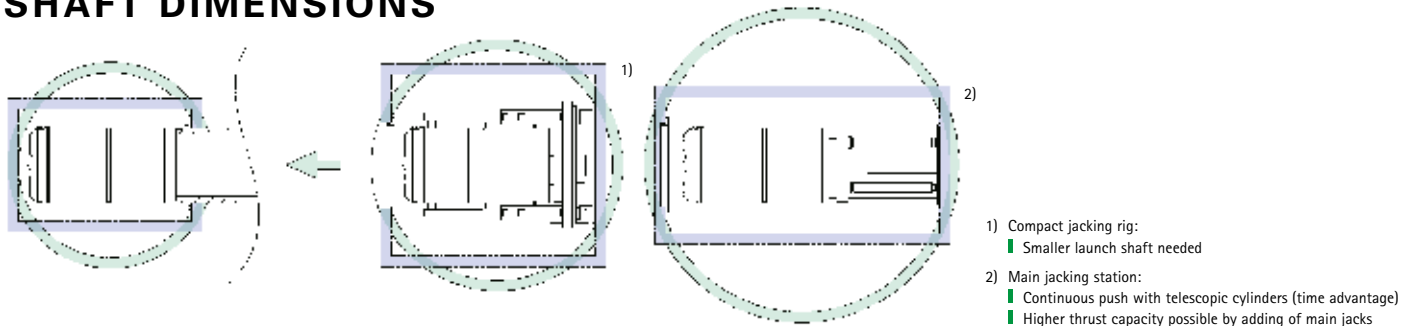


MACHINE DIMENSIONS



			AVN1200TC	AVN1400TC	AVN1500TC	AVN1600TC	AVN1800TC
Outer Diameter	OD	mm	1,505	1,740	1,810	1,970	2,150
Length artic. shield	L _{AS}	mm	3,750	3,750	3,800	3,900	4,200
Length machine can	L _{MC}	mm	3,200	3,200	3,200	3,200	3,200
Max. single weight	W	kg	13,000	17,000	22,000	24,000	29,000

SHAFT DIMENSIONS



		AVN1200TC	AVN1400TC	AVN1500TC	AVN1600TC	AVN1800TC
Launch Shaft	Pipe					
	length	Shaft size	Shaft size	Shaft size	Shaft size	Shaft size
Compact jacking rig	2,500mm	Ø = 4.87m	Ø = 5.27m	Ø = 5.27m	Ø = 6.5m	Ø = 6.5m
		5.0m x 4.5m	5.0m x 4.5m	5.0m x 4.5m	5.5m x 4.5m	5.5m x 4.5m
	3,000mm	Ø = 4.87m	Ø = 6.5m	Ø = 6.5m	Ø = 6.5m	Ø = 6.5m
		5.0m x 4.5m	5.5m x 4.5m	5.5m x 4.5m	5.5m x 4.5m	5.5m x 4.5m
Launch Shaft	2,500mm	Ø = 8.5m	Ø = 8.5m	Ø = 8.5m	Ø = 8.5m	Ø = 9.0m
Main jacking station		8.0m x 3.5 m	8.0m x 3.5m	8.0m x 3.5m	8.0m x 3.5m	8.5m x 4.0m
	3,000mm	Ø = 8.5m	Ø = 8.5m	Ø = 8.5m	Ø = 8.5m	Ø = 9.0m
		8.0m x 3.5m	8.0m x 3.5m	8.0m x 3.5m	8.0m x 3.5m	8.5m x 4.0m
Reception Shaft	L _{AS}	3,750mm	3,750mm	3,800mm	3,900mm	4,200mm
	Circular	Ø = 4.5m	Ø = 4.5m	Ø = 5.0m	Ø = 5.5m	Ø = 5.5m
		Rectangular	4.5m x 2.5m	4.5m x 2.5m	4.5m x 2.5m	5.0m x 3.0m

All dimensions according to 10m shaft depth.

Machine type description e.g. AVN ¹⁾ 1800 ²⁾ T ³⁾ B ⁴⁾			
¹⁾ Machine type	²⁾ ID of jacking pipe	³⁾ Access to cutting wheel	⁴⁾ Type of container, power transfer from container to machine
		X = no access T = central door A = door above main drive or in top of pressure wall	B = electric cable to machine, power pack in machine C = hydraulic drive from container directly into machine E = electric cable from container directly into machine H = medium voltage supply to machine (> 1000V)

Herrenknecht AG
 D-77963 Schwanau
 Phone +49 (7824) 302 0
 Fax +49 (7824) 302 364
 utility@herrenknecht.com
 www.herrenknecht.com

Drilling for progress. Herrenknecht AG is a technology and market leader in mechanized tunnelling. Herrenknecht is the only company in the world to supply high-tech tunnelling machinery for all ground conditions and in all diameters.

